


# Kobe Central Gymnasium



## Regarding the stadiums



Kobe Central Gymnasium is the main gymnasium in Kobe City, and has held numerous national and international athletic meets. The gymnasium is used by Kobe residents as an athletic arena for local athletic meets and sports competitions. In addition, it also offers classes for tennis, mini-basketball and other sports, and aims to make the gymnasium a place where Kobe residents can easily enjoy sports activities. The gymnasium is used by people of all ages and ability levels, from top athletes who train for competitions, to members of the general public who wish to maintain their health. Basketball games and table tennis games of World Masters Games 2021 Kansai will be held at this gymnasium.



Kobe Central Gymnasium



Kobe Central Gymnasium

## Accessibility for people with disabilities



There is a large park in front of the gymnasium in the Central Gymnasium Area, where sidewalks are developed and most are flat. The station and the gymnasium have wheelchair-accessible restrooms and elevators. At certain areas along the way, there are tactile pavings for visually impaired persons.



Wheelchair Accessible Restroom

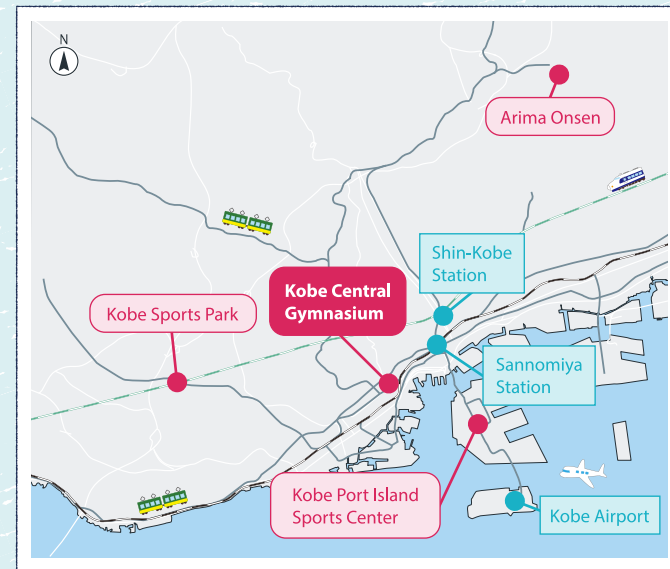


Wheelchair Accessible Elevator

Published in February 2021  
Produced by WheelLog  
Investigated by I-collaboration kobe,  
KOBE UNIVERSAL TOURISM CENTER

This brochure was published by  
Project for the Tokyo 2020 Games  
by Cabinet Secretariat

You can check the accessibility information with the App, WheelLog!



## Direction from Sannomiya



### Access

There are 4 ways to get to the destination.

- ① From Sannomiya Station, take the Kobe Municipal Subway Seishin-Yamate Line and get off at Okurayama Station.
- ② From Kobe-Sannomiya Station, take the Hankyu Railway and get off at Kosoku Kobe Station on the Kobe Kosoku Line.
- ③ From Sannomiya Station, take a JR line train and get off at Kobe Station.
- ④ From Sannomiya-Hanadokei Mae Station, take the Kobe Municipal Subway Kaigan Line and get off at Harborland Station.

### Getting Assistance at the Station

If you need assistance, go to the station staff member at the ticket gate (reservation not needed). Mention your destination or any request that you may have. On the train, you will find an area for wheelchair users.

### Accessible Facilities at the Station

All the stations have wheelchair-accessible restrooms and elevators. Kosoku Kobe Station has a wheelchair-accessible restroom and an elevator that goes as far as the ground outside the east gate.

### How to Obtain Discount Tickets


JR line trains do not offer discounts, but other lines will do if you show your disability certificate. Check the website for more details.



Portable Wheelchair Ramp





You can access the gymnasium via a flat sidewalk. There are tactile pavings throughout.





There is a long uphill slope from the Shrine to the gymnasium, so if you use a manual wheelchair, it is recommended that you bring someone for assistance.

It is also possible to avoid the ramp and access the gymnasium from the park.



The ramp in front of the gymnasium is steep, so it is recommended that you bring someone with you for assistance if you use a manual wheelchair.



There is a gentle uphill slope on the way to the gymnasium, although this may not be an obstacle for wheelchair users.

There is a flat sidewalk on the way to Minatogawa Shrine.

 Wheelchair Accessible Route

## ① Kobe Central Gymnasium

☎ 078-341-7971



- There is a wheelchair-accessible ramp in front of the entrance.
- There is flat flooring in the entrance and the inside of the gymnasium, so there are no obstacles for wheelchair users.
- Female and male wheelchair-accessible restrooms are situated in one location on the first and the second floor for each, and two locations on the third floor.
- There are wheelchair-accessible elevators and tactile pavings throughout.
- There are total of 8 wheelchair spaces in the northern part of the third floor.
- Wheelchair lifts are available when you go to the First and Second Gymnasium.
- Two wheelchair parking lots are available.




Entrance (Ramp)



Restroom



Elevator



Wheelchair Spaces



Wheelchair Lift



Parking Lot

## ② Centurion Hotel Grand Kobe Station

☎ 078-341-7971



Room



Bathroom



Public Restroom



Wheelchair Ramp



Wheelchair Accessible Restroom



Wheelchair Accessible Elevator



Wheelchair Parking Lot



Wheelchair Accessible Hotel